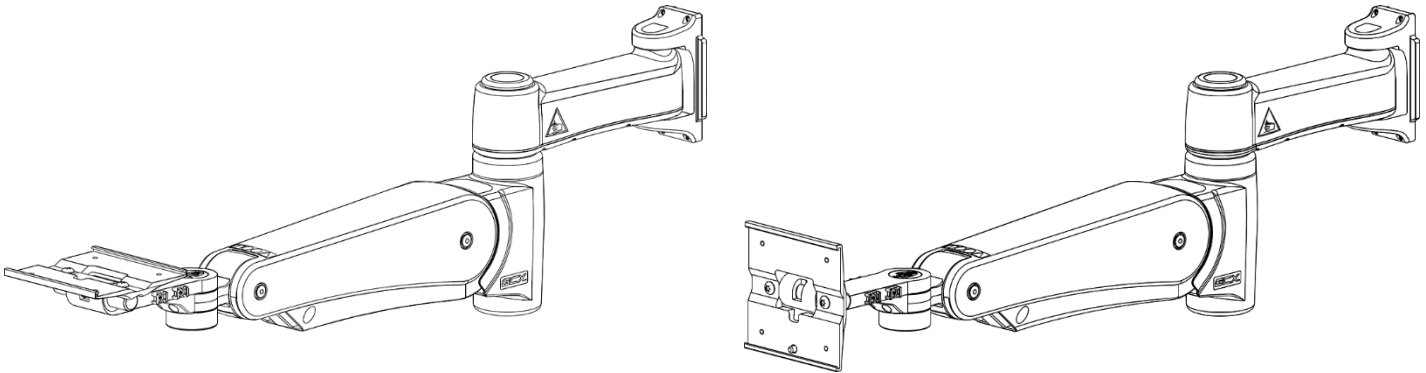
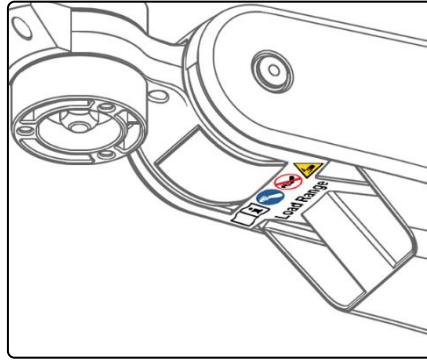
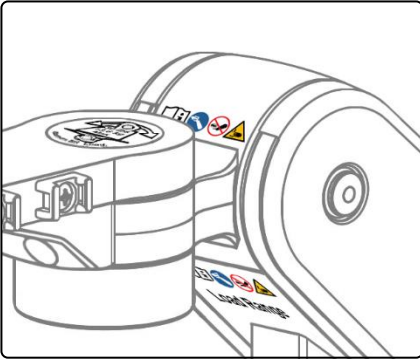


### Operation Guide

#### VHM-P (Non-Locking) Variable Height Arm with 8"/20.3cm or 14"/35.6cm Extension and Slide-In Mounting Plate



#### Safety Label Locations



Refer to Installation Guide for additional information.



Remove the device only when the arm is at the highest position.



Do not remove the device when the arm is in a lowered position.



Potential pinch point that may cause personal injury.



Maximum weight for mounting plate with tilt function.

**Counter Balance Load Range:**  
25 - 45 lb / 11.3 - 20.4 kg  
or  
15 - 30 lb / 6.8 - 13.6 kg

