
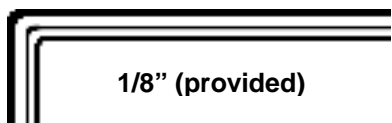
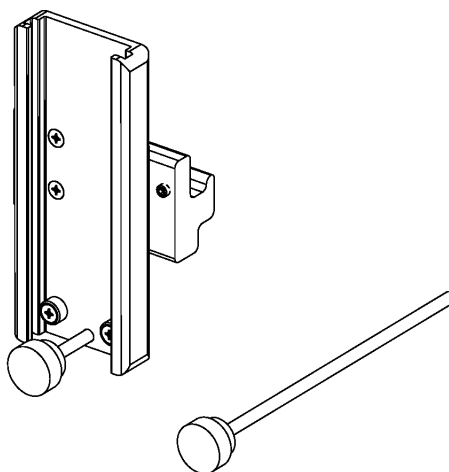


7" Channel with leveling foot for Amico Majestic Series Double Tier Horizontal Headwall (Single Rail)

 **Warning:** Follow all Amico / Modular Services Installation Guides and weight limits for Tracks and Headwalls.

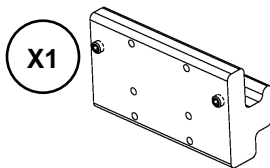
 **Warning:** Position the GCX channel so that the leveling foot rests on a wall stud.



1/8" (provided)



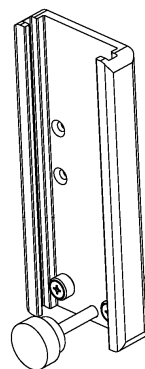
(not provided)



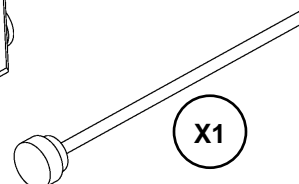
X1



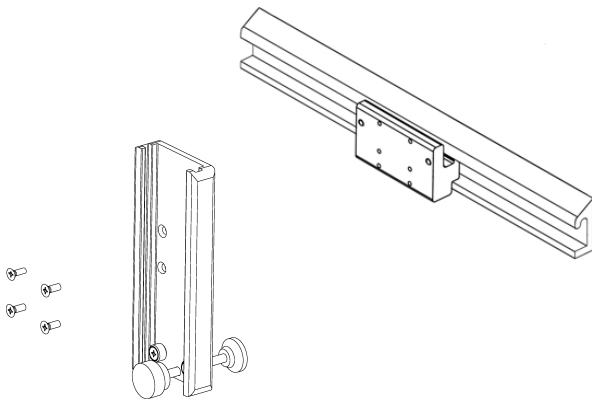
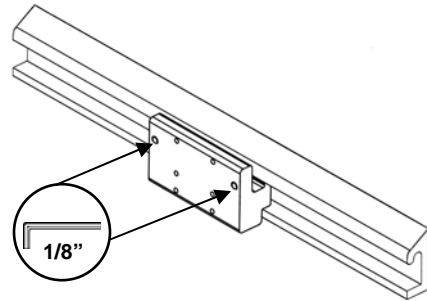
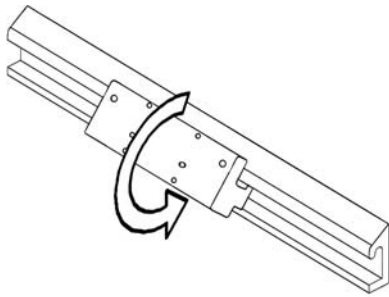
X4



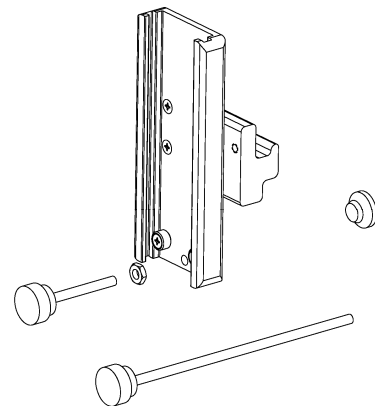
X1



X1



10-32x1/2
X4



Replacing the Leveling Screw

1. Using a 1/2" [13mm] wrench, unscrew the Leveling Foot from the 2.6" Screw.
2. Unscrew the 2.6" Screw from the Channel and remove the Jam Nut from the 2.6" Screw.
3. Thread Jam Nut onto 7.5" Screw and thread Screw through the Channel.