


Installation Guide

Handle/Dual Hook Assembly for VHM-25

The purpose of this guide is to describe installation of the Handle/Dual Hook.



Parts Reference

The following parts and hardware are provided in this kit:

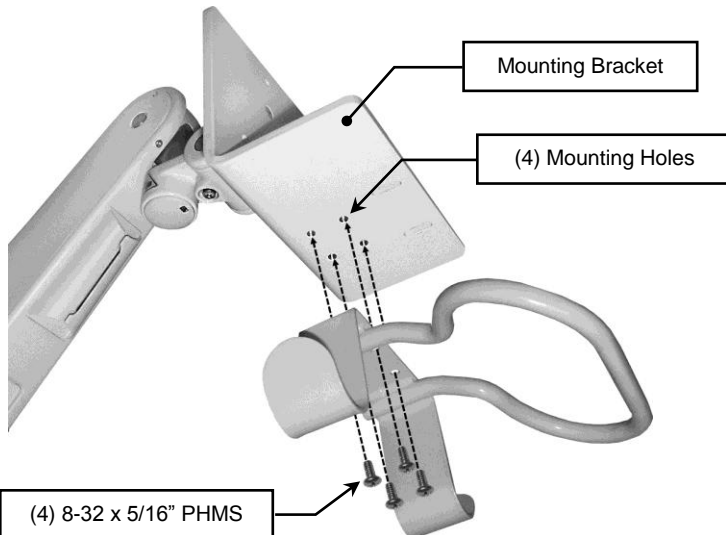
Item #	Description	Qty
1	Handle/Dual Hook Assembly	1
2	8-32 x 5/16" Pan Head Machine Screw (PHMS) not shown	4



Tools Required: Phillips screwdriver (not provided).


Attaching Handle/Dual Hook Assembly to Device Mounting Bracket

1. Align the four (4) mounting holes in Handle/Dual Hook Assembly with the corresponding mounting holes on bottom of mounting bracket. Using a Phillips screwdriver, fasten Assembly to Arm with four (4) 8-32 x 5/16" PHMS as shown below.



Attaching Handle/Dual Hook Assembly to VHM-25 Extended Front-End

1. Align the four (4) mounting holes in Handle/Dual Hook Assembly with the corresponding mounting holes on bottom of the Extended Front-End. Using a Phillips screwdriver, fasten assembly to extended front end with four (4) 8-32 x 5/16" PHMS as shown below.



Routine Maintenance

Periodically inspect all fasteners associated with the mounting system. Tighten or adjust fasteners as necessary for optimal operation and safety.

Cleaning the Mounting Assembly

1. The mounting assembly may be cleaned with most mild, non-abrasive solutions commonly used in the hospital environment (e.g. diluted bleach, ammonia, or alcohol solutions).
2. The surface finish will be permanently damaged by strong chemicals and solvents such as acetone or trichloroethylene.
3. Do not use Steel wool or other abrasive material.
4. Damage caused by the use of unapproved substances or processes will not be warranted. It is recommended that you test any cleaning solution on a small area of the arm that is not visible to verify compatibility.
5. Never submerge or allow liquids to enter the mounting assembly. Wipe any cleaning agents off of the arm immediately, using water dampened cloth. Dry the arm thoroughly after cleaning.

CAUTION: GCX makes no claims regarding the efficacy of the listed chemicals or processes as a means for controlling infection. Consult your hospital's infection control officer or epidemiologist. To clean or sterilize mounted devices or accessory equipment, refer to the specific instructions delivered with those products before installing the arm in the Channel.