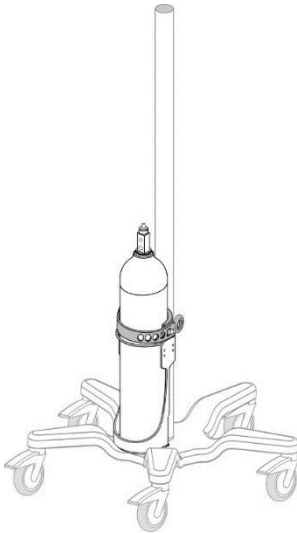
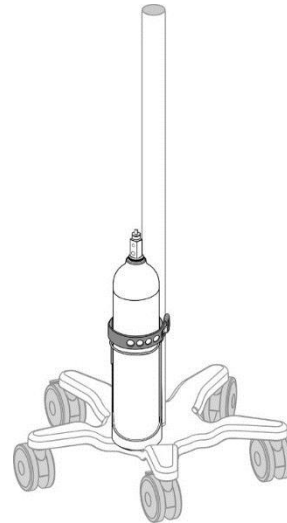


Installation Guide

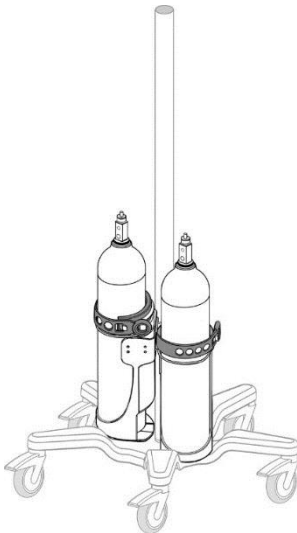
**E-Cylinder Post Mounts for 1.25"/32mm & 2"/51mm Diameter Posts
(Cylinder Diameter: 3.5" - 4.5" / 89mm - 114.3mm)
(Maximum Cylinder Weight – 20 lbs / 9.1kg Full)**



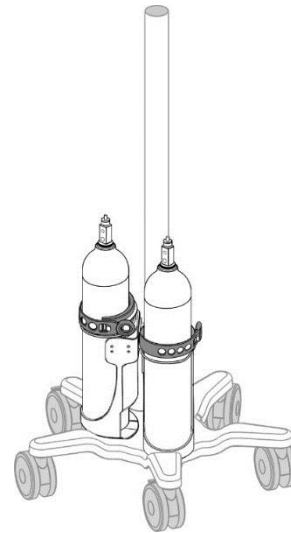
**E-Cylinder Post Mount (1.25" / 32mm Diameter)
(GCX p/n RSL-0011-88)**



**E-Cylinder Post Mount (2" / 51mm Diameter)
(GCX p/n RS-0013-22)**



**Dual E-Cylinder Post Mount (1.25" / 32mm Diameter)
(GCX p/n RSL-0011-89)**



**Dual E-Cylinder Post Mount (2" / 51mm Diameter)
(GCX p/n RS-0013-23)**



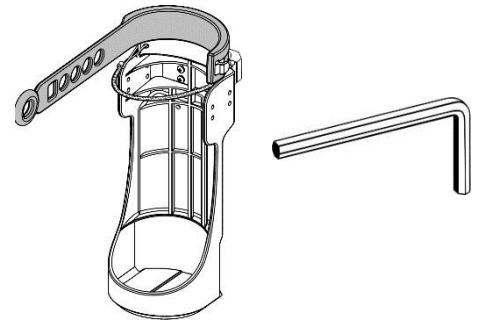
Safety Cable must be correctly secured when E-Cylinder is installed. Refer to page 4 for correct installation.

Parts Reference

**E-Cylinder Post Mount (1.25"/ 32mm Diameter)
(GCX p/n RSL-0011-88)**

Item #	Description	Qty
1*	E-Cylinder Post Mount	1
2	5/32" Hex Wrench	1

*Assembly includes pre-installed Clamping Block and two (2) 10-32 x 5/8" Socket Head Cap Screws (SHCS) for attachment to Post.

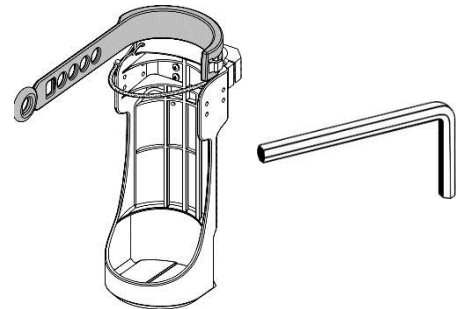


Parts Reference

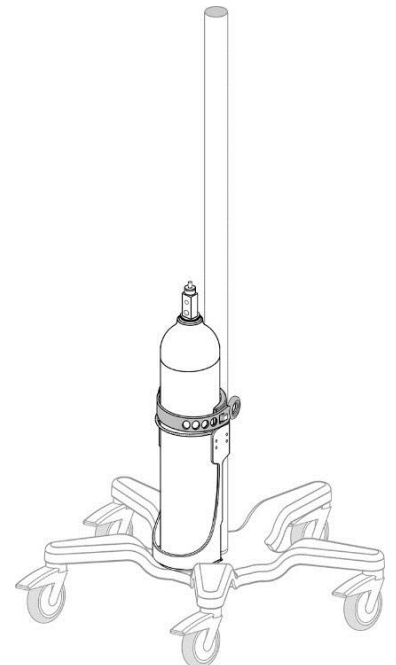
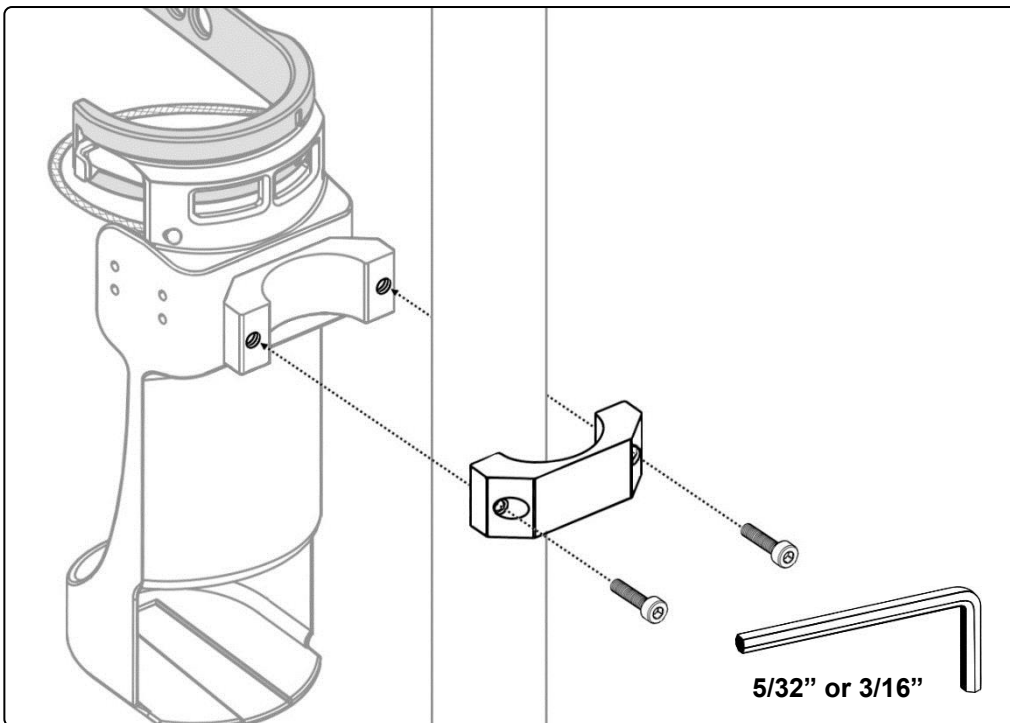
**E-Cylinder Post Mount (2"/ 51mm Diameter)
(GCX p/n RS-0013-22)**

Item #	Description	Qty
1*	E-Cylinder Post Mount	1
2	3/16" Hex Wrench	1

*Assembly includes pre-installed Clamping Block and two (2) 1/4-20 x 3/4" Socket Head Cap Screws (SHCS) for attachment to Post.



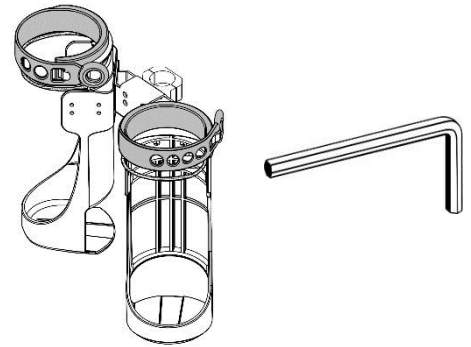
Installing the E-Cylinder Post Mount



Parts Reference
Dual E-Cylinder Post Mount (1.25" / 32mm Diameter)
(GCX p/n RSL-0011-89)

Item #	Description	Qty
1*	Dual E-Cylinder Post Mount	1
2	5/32" Hex Wrench	1

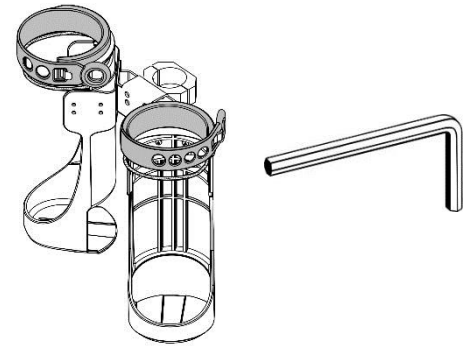
*Assembly includes pre-installed Clamping Block and two (2) 10-32 x 5/8" Socket Head Cap Screws (SHCS) for attachment to Post.



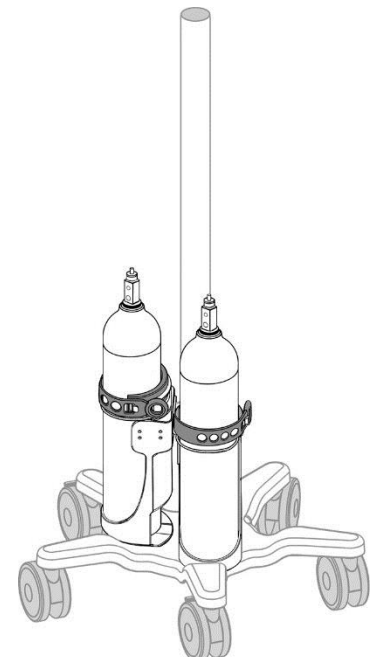
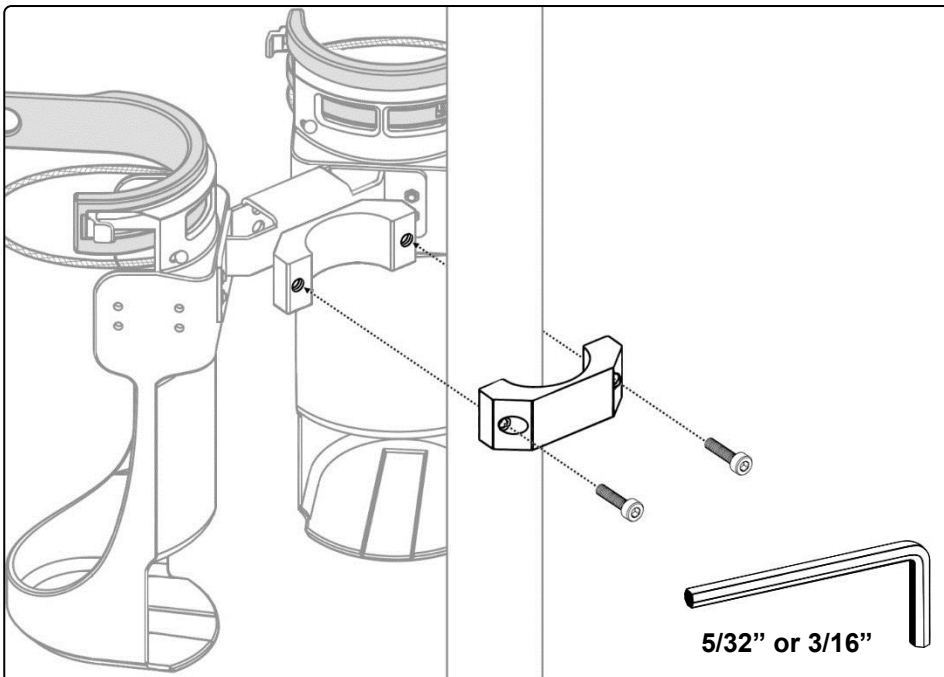
Parts Reference
Dual E-Cylinder Post Mount (2" / 51mm Diameter)
(GCX p/n RS-0013-23)

Item #	Description	Qty
1*	Dual E-Cylinder Post Mount	1
2	3/16" Hex Wrench	1

*Assembly includes pre-installed Clamping Block and two (2) 1/4-20 x 3/4" Socket Head Cap Screws (SHCS) for attachment to Post.



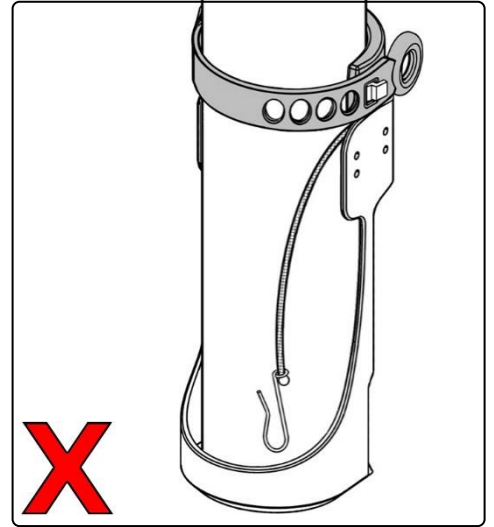
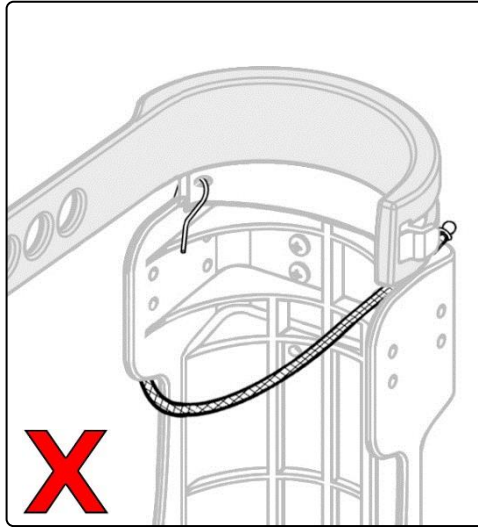
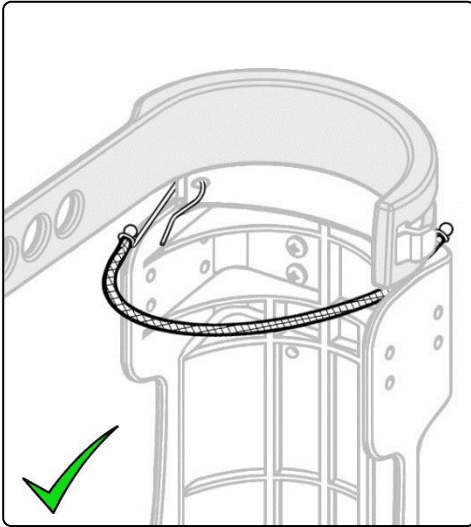
Installing the Dual E-Cylinder Post Mount





Safety Cable must be correctly secured when E-Cylinder is installed.

Securing Safety Cable



Installing E-Cylinder

